

## INTRO TO VISUAL ARTS

Unit Name: Art History Timeline

Date: 4/20/2020 - 4/24/2020

Mrs. Messick, Ms. Manco, Mrs. Smith, Mrs. Flinton, Mrs. Hanson, Mr. Hansen, Ms. Kroll

**Objective:** Students will research and create a timeline of Art History. The Assignment will be broken up into 3 days of timeline development, and upon the completion of the timeline, students should choose a period or movement in art to develop a final “magazine cover” project that includes examples, quotes, and a definition of the period or movement.

**Requirements:** Pencil, Paper, Colored Pencils, Markers, Ruler / Straight Edge

### Check for Understanding:

**Criteria 1:** Did the student follow directions specific to assignment?


**Criteria 2:** Did the student use creative efforts (Thinking outside of the box)?

**Criteria 3:** Did the student use effort: took time to develop idea & complete project (Didn't rush) ?

**Criteria 4:** Craftsmanship: Neat, Clean, & Complete? Skillful use of the art tools and media?

**Criteria 5: Student Reflection: Choose 2 prompts below and answer in 2 complete sentences.**

1. What would you change with this work if you had a chance to do this piece over again?
2. What is one part of your artwork that you want people to notice when they look at your work?
3. How does your finished artwork tell a story?
4. Did you learn new techniques or processes as part of the work for this project?
5. Did you pick a material or technique that was new or different over something that was familiar?
6. I want to know more about...
7. I'm most proud of...
8. The most challenging thing was...
9. Next time I will remember to...
10. Now I know...



### Resources and Supporting Materials:

#### Art Periods and Art Movements

<https://www.youtube.com/watch?v=dfX1tvloLNA>

#### A Brief Art History

<https://www.youtube.com/watch?v=cwBoP-zw17A>

#### Prehistoric Art

[https://www.youtube.com/watch?v=OH2bBdT\\_wAA&list=PL4646BAFF088B4634&index=2&t=0s](https://www.youtube.com/watch?v=OH2bBdT_wAA&list=PL4646BAFF088B4634&index=2&t=0s)

#### Egyptian Art

<https://www.youtube.com/watch?v=il1cvXoIEI0&list=PL4646BAFF088B4634&index=5&t=0s>

#### Italian Renaissance


<https://www.youtube.com/watch?v=s29QCZCCJ-g&list=PL4646BAFF088B4634&index=17&t=0s>

#### High Renaissance

<https://www.youtube.com/watch?v=R-FlyGpMXdM&list=PL4646BAFF088B4634&index=18&t=0s>

#### The Evolution of Art

<https://www.youtube.com/watch?v=bkWHrWw5yTg>



# Intro to Visual Arts / April 22, 2020

## Lesson Name: Art History



### Resources & Supporting Materials Continued:

Behind the scenes at The J. Paul Getty Museum

<https://blogs.getty.edu/iris/explore-getty-art-resources-closed-coronavirus/>

The Vatican Museum Virtual Tour

<http://www.museivaticani.va/content/museivaticani/en/collezioni/musei/tour-virtuali-elenco.html>

The British Museum

<https://www.britishmuseum.org/>




The Louvre Online Tours

<https://www.louvre.fr/en/visites-en-ligne>

**OUR VERY OWN: THE NELSON-ATKINS MUSEUM OF ART**


[https://nelson-atkins.org/nelson-atkins-at-home/?utm\\_source=homepage&utm\\_medium=button&utm\\_campaign=athome](https://nelson-atkins.org/nelson-atkins-at-home/?utm_source=homepage&utm_medium=button&utm_campaign=athome)





# Intro to Visual Arts / April 22, 2020

## Lesson Name: Art History



**Objective:** Day 3 - Research and develop the next 10 events in Art History that should be included in your timeline. **By the end of today's lesson you should have 30 total timeline events.** Make sure that you correctly identify the period or movement, the date range, and the location of the period or movement. You should be able to finish your timeline today.

**Requirements:** Pencil, Paper, Colored Pencils, Markers, Chromebook, or internet access.

**Bell Ringer:** Watch the Following YouTube Tutorial on: The Evolution of Art

<https://www.youtube.com/watch?v=bkWHrWw5yTg>

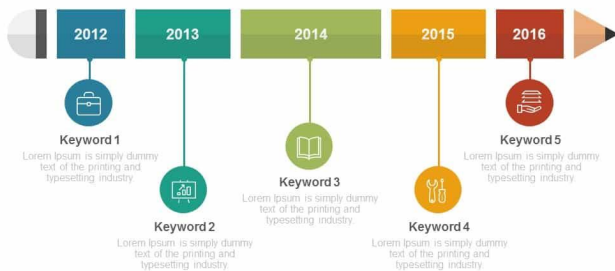
**Examples & Supporting Materials:**

**BE CREATIVE** in creating your timeline. Below are examples of layouts that you could use.

Infographics

### CREATIVE PENCIL TIMELINE

This slide is perfect for product descriptions



### TIMELINE EXAMPLE



### Vertical Timeline with Text Boxes

